



PROJECT NAME _____

CATALOG NUMBER _____

NOTES _____


FIXTURE TYPE _____

VLG-SS Super Slim Series

1.3” Architectural Linear LED Surface Mount

Highlights

- Available in 2ft, 4ft, and 8ft Lengths
- Up to 800 lm/ft
- Custom Pattern with I, L, X, T Connectors
- 5 Year Warranty
- Suitable for Damp Locations
- Extruded Aluminum Housing



Applications

- Conference Rooms
- Offices
- Lobbies
- Hotels



Ordering Guide

Example

LGL-VLG-SS-13-2-35-D-D-B-SM-L-EM

LGL VLG-SS

LUMINOS GLOBAL	PRODUCT	WIDTH	LENGTH	CCT	DISTRIBUTION	OPTICS	FINISH	MOUNTING	CONNECTOR	ACCESSORIES
LGL	VLG-SS	13= (1.3 in.)	2= (2ft.)	35= (3500K)	D= (100% Down)	D= (Diffuser)	B= (Black)	SM= (Surface Mount)	L= (L Pattern)	RD= (Rolling Diffuser (42")
			4= (4ft.)	40= (4000K)			W= (White)		T= (T Pattern)	EM= (8W Emergency)
			8= (8ft.)						X= (X Pattern)	EM2= (25W Emergency)
									I= (- Pattern)	
									NC= (No Connector)	



PROJECT NAME _____

CATALOG NUMBER _____

NOTES _____

FIXTURE TYPE _____

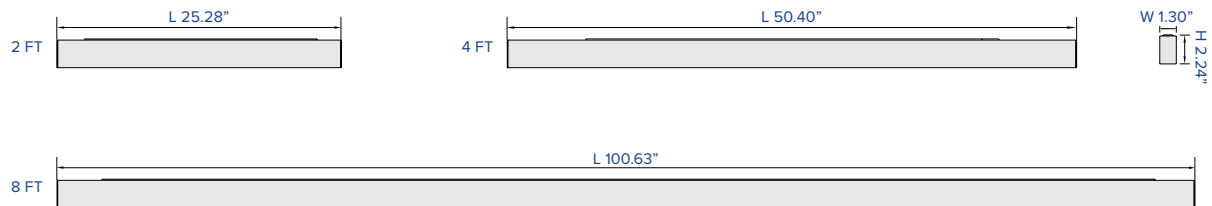
VLG-SS Super Slim Series

1.3” Architectural Linear LED Surface Mount

Technical Overview

Performance Summary	Input Voltage	100-277V
	Input Frequency	50Hz-60Hz
	Lumen Efficacy	> 80 lm/w
	Power	2 Ft. 20W
		4 Ft. 40W
		8 Ft. 80W
	Kelvin Options	3500K, 4000K
	CRI	80+
	Power Factor	>0.9
	Life Span	50,000 hrs
	Dimming	1-10V (Continuous Dim 10%)
	Mounting Options	Surface Mount
	Recommended Dimmers	Lutron® Diva-Dvtv, Leviton® IP-710-DL

Dimensions





PROJECT NAME _____

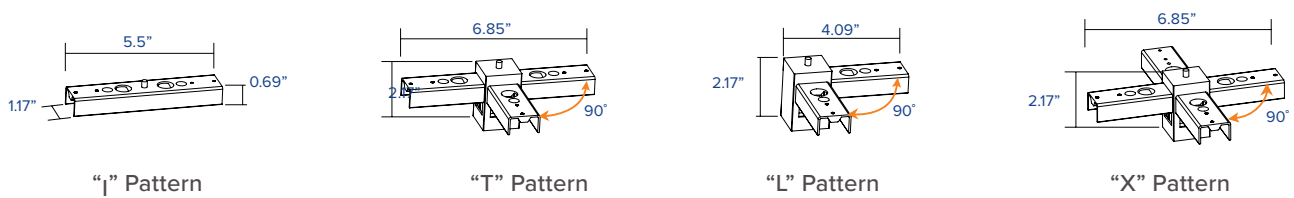
CATALOG NUMBER _____

NOTES _____

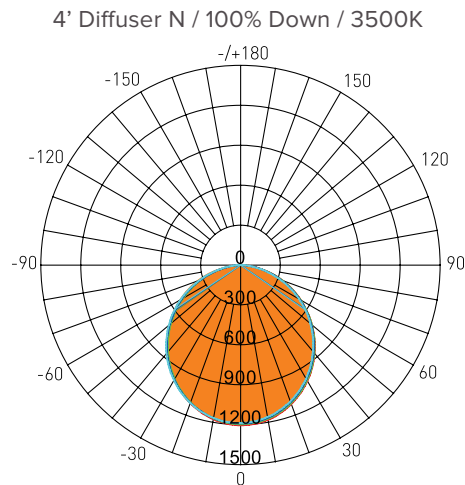
FIXTURE TYPE _____

VLG-SS Super Slim Series

1.3" Architectural Linear LED Surface Mount Custom Pattern with Connectors



Distribution Diagram



Average Beam Angle {50%}: 110.8°

Test Number:	UNIT: cd
Lumens: 3343.3 Lm	—CO/180/110.3°
Watts: 40W	—C30/270, 110.5°
LPW: 84.73 Lm/W	—C60/240, 111.1°
CCT: 3500K	—C90/270, 111.5°