



PROJECT NAME _____

FIXTURE TYPE _____

CATALOG NUMBER _____

ADDITIONAL NOTES _____

ALP Series Area Luminaire





Applications

- Parking Lots
- Parks
- Walkways
- General Area Lighting

Highlights

- IP66 Rated
- 5 Year Warranty
- Superb Efficacy 170 lm/w
- UL and DLC Premium Approved
- Advanced Heat Dissipation Technology
- Designed for Commercial & Industrial Applications



Ordering Guide

Example

LGL-ALP-75-HO-SV-40-DB-T2-S-P

LGL ALP

LUMINOS GLOBAL	PRODUCT	POWER	OUTPUT	VOLTAGE	CCT	CRI	FINISH	ANGLE	MOUNTING	ADDITIONAL OPTIONS
LGL	ALP	75= (75W)	LO=140 (lm/w)	SV= (100-277V)	30= (3000K)	7= (70)	DB= (Dark Bronze)	T3= (Type 3)	S= (Slipfitter)	P= (Photocell)
		115= (115W)	HO=170 (lm/w)	HV= (347-480V)	40= (4000K)	8= (80)	W= (White)	T4= (Type 4)	Y= (Yoke Mount)	MS= (Motion Sensor)
		145= (145W)			50= (5000K)		B= (Black)	T5= (Type 5)	A= (Adjustable Arm)	S= (10Kv Surge Protection)
		180= (180W)			57= (5700K)		C= (Custom)		SL= (Slide & Lock)	HSS= (House Side Shield)
		200= (200W)							SP= (Square Pole Mount)	3= (3-Pin Receptacle)
		230= (230W)							RP= (Round Pole Mount)	5= (5-Pin Receptacle)
		300= (300W)							T= (Trunnion Mount)	7= (7-Pin Receptacle)
		420= (420W)								SC= (Shorting Cap)



PROJECT NAME _____

FIXTURE TYPE _____

CATALOG NUMBER _____

ADDITIONAL NOTES _____

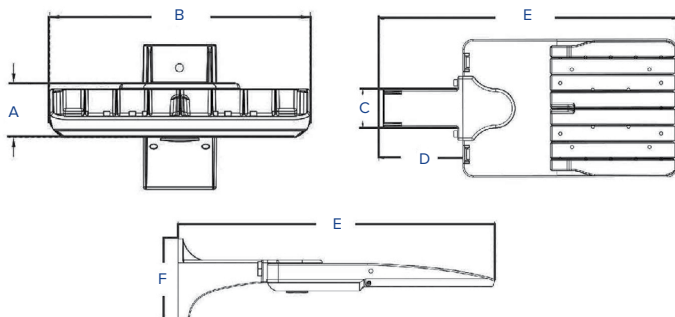
ALP Series

Area Luminaire

Technical Overview

Performance Summary	Input Voltage	100-277V, 347-480V		
	Input Frequency	50Hz-60Hz		
	Lumen Efficacy	Up to 170 lm/w		
	Light Output (Photopic)	LO	75W- 10,500 lumens	
			115W- 16,100 lumens	
			145W- 20,300 lumens	
			180W- 25,200 lumens	
			200W- 28,000 lumens	
			230W- 32,200 lumens	
			300W-42,000 lumens	
			420W-58,800 lumens	
			HO	75W- 12,750 lumens
				115W- 19,550 lumens
			145W- 24,650 lumens	
			180W- 30,600 lumens	
			200W- 34,000 lumens	
			230W- 39,100 lumens	
			300W- 51,000 lumens	
			420W- 71,400 lumens	
	Working Environment	Outdoor		
Beam Angle	Type 3, Type 4, Type 5			
Kelvin Switch Options	3000K, 4000K, 5000K, 5700K			
CRI	70+, 80+			
Power Factor	>0.9			
IP Rating	IP66			
Life Span	>50,000 hrs			
Dimming Options	0-10V, PMW, Timer Dimming			
Mounting Options	Slipfitter, Yoke Mount, Adjustable Arm, Slide & Lock, Square Pole Mount, Round Pole Mount, Trunnion Mount			

Dimensions



A	B	C	D	E	F
Dimensions of 75W, 115W and 145W Models					
2.2"	10.6"	3.0"	6.49"	23"	5.9"
Dimensions of 180W, 200W and 250W Models					
2.2"	13.7"	3"	6.49"	26.7"	5.9"
Dimensions of 300W, 420W Models					
3"	14"	3.0"	6.49"	30"	5.9"



PROJECT NAME _____

FIXTURE TYPE _____

CATALOG NUMBER _____

ADDITIONAL NOTES _____

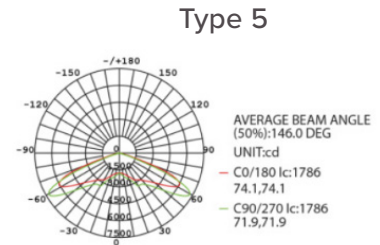
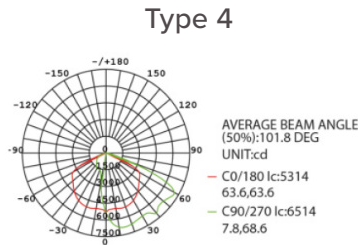
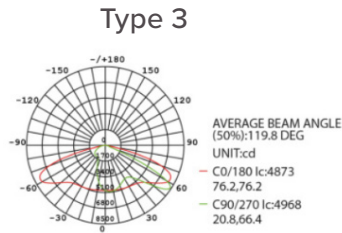
ALP Series

Area Luminaire

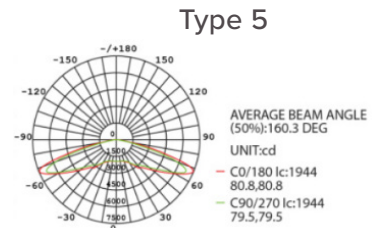
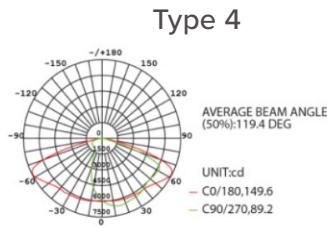
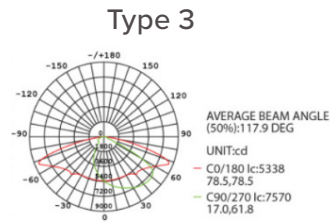
E475876

Photometry

LO Series



HO Series



Mounting Options

Slipfitter



Yoke Mount



Slide & Lock



Square Pole Mount



Adjustable Arm Mount



Round Pole Mount



Trunnion Mount

